

Results

LA Female Playwrights Initiative Survey

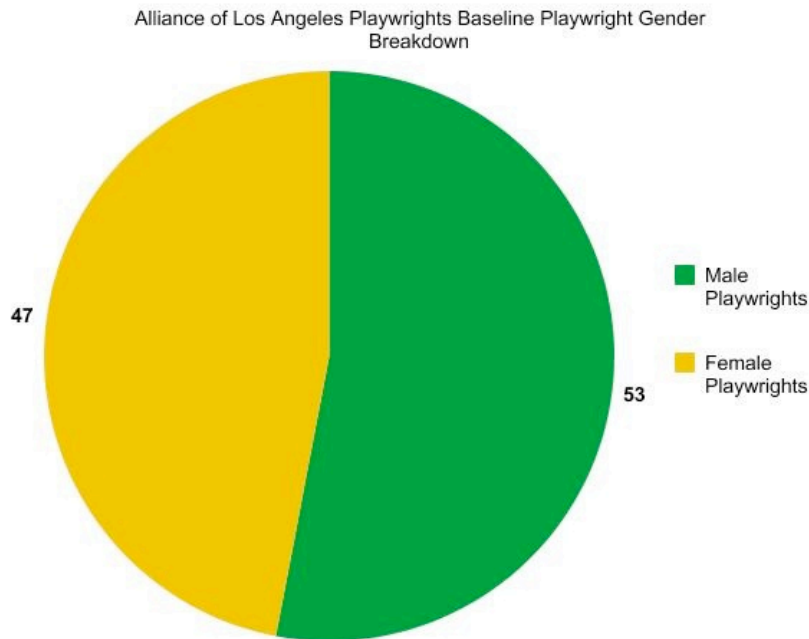
Methodology / Context

- Ella Martin was commissioned by the LA FPI to act as Study Director, collecting and analyzing volunteered survey information from LA-area playwrights and theaters based on the presentations of work in the first decade of the new millennium (from January 1, 2000 to December 31, 2009).
- The goal was to find the number of presentations (performances, workshops, readings) of female-authored plays produced in Los Angeles, and also the number of presentations of female-authored plays produced outside Los Angeles.
- Theaters/companies and playwrights were invited to self-report using SurveyMonkey.

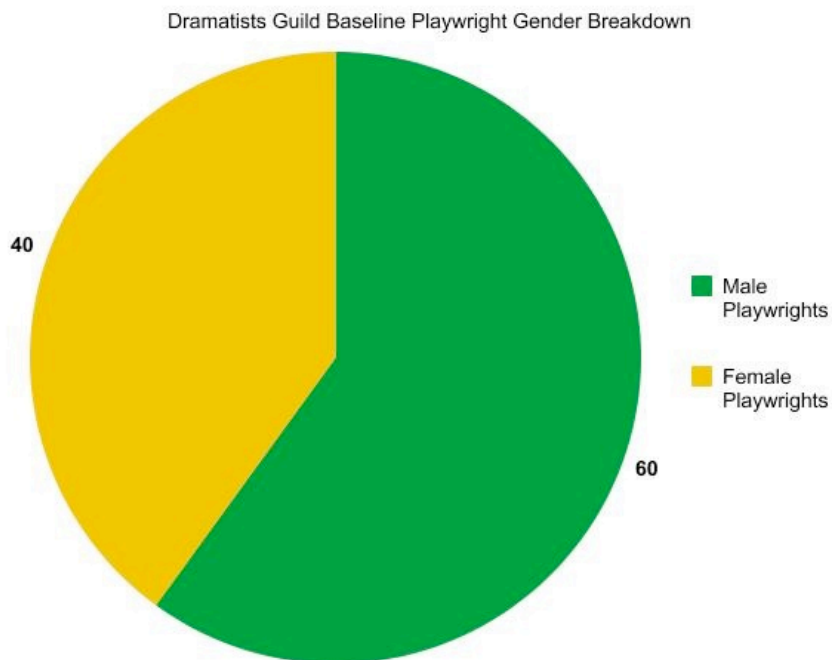
Breakdown - General - Playwright and Theater Responses

- 101 playwrights submitted responses via Survey Monkey.
- Of the 101 playwright responders, 69 did so before the original July 30, 2010 deadline.
- 89 women and 12 men responded. 5 responders were outside the required geographic area and were removed.
- From 2000 to 2009 in Los Angeles, 830 presentations of these playwrights' plays were made. Of that number 198 (nearly 24%) were self-produced, 68 (8%) were produced by colleges or universities, and 59 (7%) were one-person shows. 505 presentations (nearly 61%) were not one-person shows, self-produced, or produced by colleges or universities, but rather were produced solely by theaters.
- From 2000 to 2009 outside Los Angeles, 842 presentations of these playwrights' plays were made. Of that number 31 (3.6%) were self-produced, 121 (14%) were produced by colleges or universities, and 63 (7%) were one-person shows. 627 presentations (74%) were not one-person shows, self-produced, or produced by colleges or universities, but rather were produced by theaters.
- 20 theaters submitted responses via Survey Monkey.
- Of the 20 theater responders, the majority responded before the original July 30, 2010 survey deadline.
- All 20 of the theaters that responded are located within LA County.

Specific Breakdown by Gender¹ - Playwright Responses



Both charts reflect percentages rather than the actual numbers of members.



¹Baseline numbers submitted from two LA-area playwright guilds suggest that the ratio of male:female playwrights is approximately 60:40 (Dramatists Guild) or 53:47 (Alliance of Los Angeles Playwrights). Therefore, there are only slightly fewer female playwrights than male playwrights in the Los Angeles area.

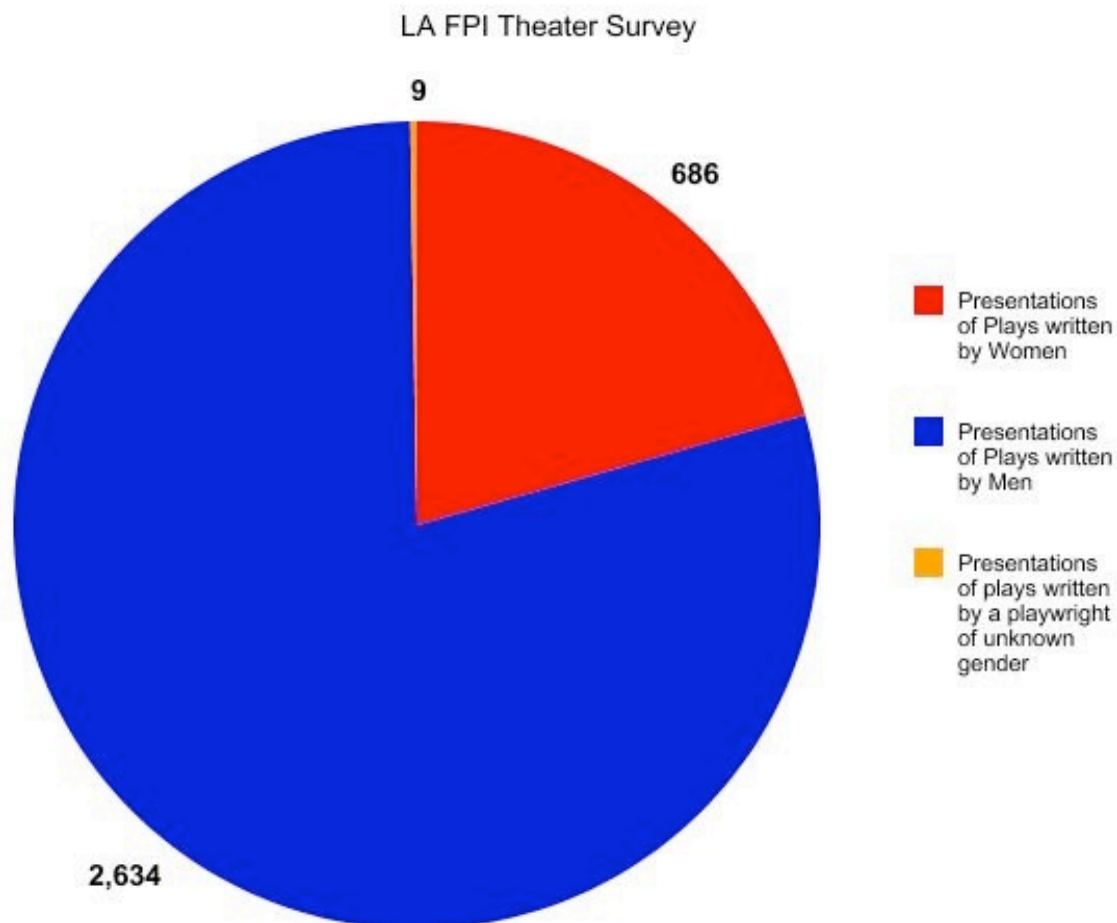
women

- Of the 89 women who responded, 5 were outside the geographic area and were removed from the survey results. 76 were from Los Angeles County, 6 were from Orange County, and 2 were from Ventura County.
- 707 presentations of these 84 women's plays were made in Los Angeles from 2000 to 2009. Of that number 143 (20%) were self-produced, 67 (9%) were produced by colleges or universities, and 53 (7%) were one-person shows. 444 presentations (nearly 63%) were not one-person shows, self-produced, or produced by colleges or universities, but rather were produced solely by theaters.
- 714 presentations of these 84 women's plays were made outside Los Angeles from 2000 to 2009. Of that number 28 (nearly 4%) were self-produced, 118 (16.5%) were produced by colleges or universities, and 59 (8%) were one-person shows. 509 presentations (71%) were not one-person shows, self-produced, or produced by colleges or universities, but rather were produced solely by theaters.

men

- Of the 12 men who responded, all were within the appropriate geographic area, and all were from LA county.
- 123 presentations were made of these 12 men's plays in Los Angeles from 2000 to 2009. Of these, 55 (nearly 45%) were self-produced, 1 (nearly 1%) was produced by a college or university, and 6 (nearly 5%) were one-person shows. 61 presentations (nearly 50%) were not one-person shows, self-produced, or produced by colleges or universities, but rather were produced solely by theaters.
- 128 presentations were made of these 12 men's plays outside Los Angeles from 2000 to 2009. Of these, 3 (2%) were self-produced, 3 (2%) were produced by colleges or universities, and 4 (3%) were one-person shows. 118 (92%) of these presentations were not one-person shows, self-produced, or produced by colleges or universities, but rather were produced solely by theaters.

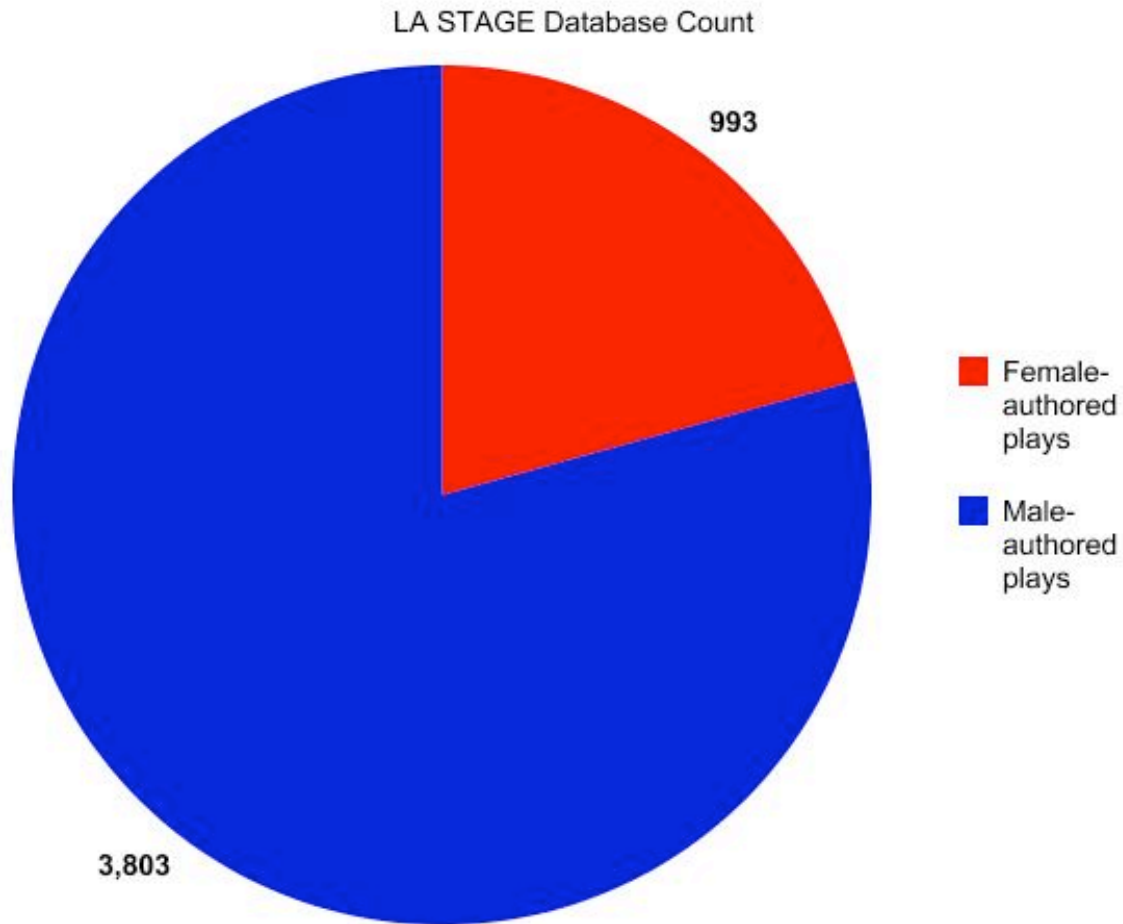
Specific Breakdown - Theater Survey



- From 2000 to 2009, approximately 3,712 presentations are thought to have been made by the 20 theaters that reported to the survey. Of those, it is thought that approximately 686 (18.4%) were by women, 2,634 (nearly 71%) were by men, and 9 (less than 1%) were by playwrights of unknown gender.
- 2 Companies used the word “struggling” to describe the LA theater community.
- Of the 20 companies that reported, the average “age” is close to around 14 years. (This is a straight average.)

Note: In some cases, the percentages do not add up to 100%. This is because the numbers were taken directly from the data submitted by theaters/playwrights. Some survey participants submitted self-described “estimates.”

LA Stage Alliance Database Count



Methodology / Context

- The LA FPI contacted Los Angeles Stage Alliance to request data to incorporate into the Study.
- Douglas Clayton of LA STAGE pulled information from their database (SQL, integrated with LAStageAlliance.com) and did a count.
- The data comprises all LA STAGE-registered productions from 2002-2010. (The online LA STAGE database has been in use since 2002.) Members post show listings to the site, and register for Ovation awards. (Self-reported.)
- Every Ovation-eligible production is included in the data provided to the LA FPI.
- Colleges and universities are not included in this data.
- The vast majority of projects listed are performances. It is estimated that perhaps "0.5%" are non-performances (workshops, readings).
- LA STAGE does not provide rules for what can/cannot be uploaded to the database.
- The data represents productions from 788 distinct producing entities of various levels and sizes (from LORT to one-time individual producers).

LA STAGE Database Numbers

- 4796 productions of one size or another, from 2002 to December 10, 2010.
- Of those, 993 are either written or co-written by women. So, just over 20%.

::This data is intended as a starting-off point for further research and to involve the city of Los Angeles in the pre-existing national discussion of female/male parity in the theatre and the world at large.::